


Laurence Myers Reese

Student work examples

Student submitted images are marked
Some courses taught virtually due to COVID



Art 101 - Beginning Drawing
Spring 2022

Grid Group Drawing

Students took a section of a picture and created a large scale collaborative drawing in charcoal, demonstrating the grid method and introduction to charcoal.



Art 101 - Beginning Drawing
Fall 2021

Still Life 1 - students are instructed to draw a still life set up in the classroom.

Student submitted Image



Art 101 - Beginning Drawing
Fall 2021

Still Life 1 - students are instructed to draw a still life set up in the classroom.

Student submitted Image



Art 101 - Beginning Drawing
Fall 2021

Midterm Still Life - students are instructed to draw a still life set up in the classroom and included an organic object, a geometric object, and a reflective object.

Student submitted Image



Art 101 - Beginning Drawing
Fall 2020
Still Life 2

Students were asked to create a still life that includes a geometric object, an organic object, and a reflective object.


Student submitted Image



Art 101 - Beginning Drawing
Spring 2021
Still Life 2

Students were asked to create a still life that includes a geometric object, an organic object, and a reflective object.

Student submitted Image




Art 101 - Beginning Drawing
Fall 2020

Two-point perspective

Students were asked to draw a building on campus using two point perspective

Student submitted Image



Art 101 - Beginning Drawing
Spring 2021
Multi-point perspective

Students were asked to draw a building
using three-point or multi-point
perspective

Student submitted Image



Art 101 - Beginning Drawing
Fall 2021

Animal (Proportion) Assignment

Students were asked to draw an animal from an image, paying attention to proportion and scale.

Student submitted Image

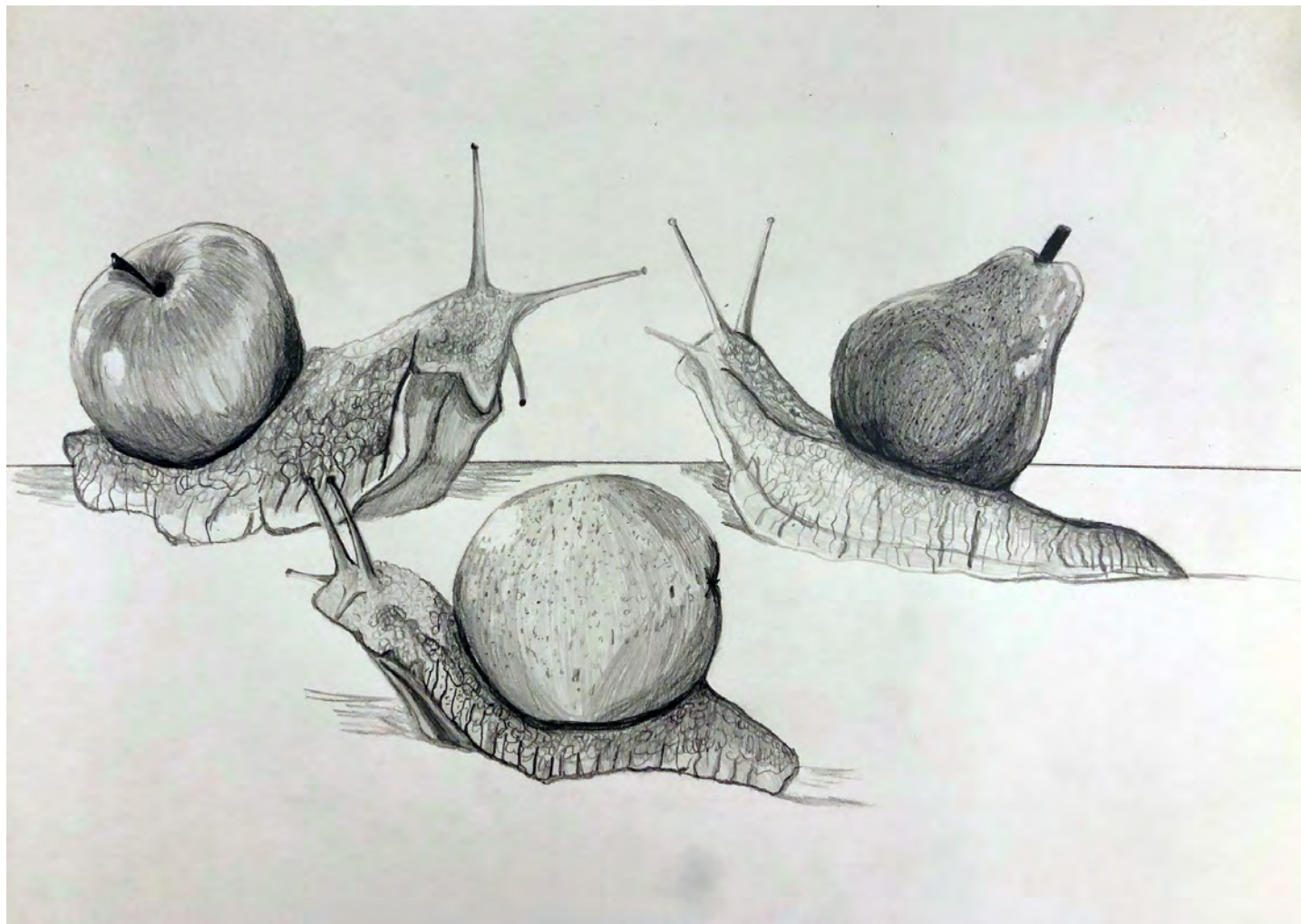


Art 101 - Beginning Drawing
Fall 2020

Animal (Proportion) Assignment

Students were asked to draw an animal from an image, paying attention to proportion and scale.

Student submitted Image



Art 101 - Beginning Drawing
Fall 2021

Collage Assignment

Students were asked to create, and then draw, a physical or digital collage,
with emphasis on surrealist or whimsical imagery.

Student submitted Image



Art 101 - Beginning Drawing
Spring 2021

Video Art Assignment

Students were asked to draw the figure using gesture drawing while watching video art.
This student was drawing from Xandra Ibarra's "Side Piece"

Student submitted Image




Art 101 - Beginning Drawing
Spring 2021

Video Art Assignment

Students were asked to draw the figure using gesture drawing while watching video art.
This student was drawing from Xandra Ibarra's "Side Piece"

Student submitted Image




Art 101 - Beginning Drawing
Fall 2020

Summative Assessment (self-portrait)

For the first and last assignments, students are asked to draw a self portrait.

Student submitted Image



Art 101 - Beginning Drawing
Fall 2020

Summative Assessment (self-portrait)

For the first and last assignments, students are asked to draw a self portrait.

Student submitted Image





Art 101 - Beginning Drawing
Fall 2020

Summative Assessment (self-portrait)

For the first and last assignments, students are asked to draw a self portrait.

Student submitted Image




Art 101 - Beginning Drawing
Fall 2020

Summative Assessment (self-portrait)

For the first and last assignments, students are asked to draw a self portrait.

Student submitted Image



Art 101 - Beginning Drawing
Fall 2020

Summative Assessment (self-portrait)

For the first and last assignments, students are asked to draw a self portrait.

Student submitted Image



Art 101 - Beginning Drawing
Fall 2020

Summative Assessment (self-portrait)

For the first and last assignments, students are asked to draw a self portrait.

Student submitted Image



Art 101 - Beginning Drawing
Spring 2022

Summative Assessment (self-portrait)

For the first and last assignments, students are asked to draw a self portrait.

Student submitted Image



Art 120 - Beginning Painting - Spring 2022

Still Life and Grisaille - students are instructed to paint a still life using a monochromatic neutral palette. Students were then instructed on finding local color, using their a grisaille underpainting to complete a still life.

Student submitted Image



Art 120 - Beginning Painting - Spring 2022

Still Life and Grisaille - students are instructed to paint a still life using a monochromatic neutral palette. Students were then instructed on finding local color, using their a grisaille underpainting to complete a still life.


Student submitted Image



Art 120 - Beginning Painting - Spring 2022

Still Life and Grisaille - students are instructed to paint a still life using a monochromatic neutral palette. Students were then instructed on finding local color, using their a grisaille underpainting to complete a still life.

Student submitted Image



Art 107 - Design I: 2D
 Summer 2022
 Gestalt and Sequential Narrative

Students are prompted to create a sequential narrative, looking at principles of narrative and design set up by Scott McCloud and Ellen Lupton, using watercolor and pencil, pulling from abstract shapes that students previously developed as part of their design vocabulary.

Student submitted images



Art 107 - Design I: 2D
 Summer 2022
 Event Poster

Students were prompted to create a digital poster using simple drag and drop digital design tools, and basic Adobe tools, then asked to translate the poster into watercolor to help develop their understanding of color mixing and proportion.

Student submitted images



Art 107 - Design I: 2D
 Summer 2022
 Final Project: Sequential Narrative

Students are prompted to create a sequential narrative, looking at principles of narrative and design set up by Scott McCloud and Ellen Lupton, and imagining a future (200 years in the future, or 200 seconds in the future) through comic format.

Student submitted images



Art 317 - Intermediate Sculpture Spring 2022
"Immersion Blender"

Students are prompted to create an immersive or interactive installation.
This student chose the prompt of selfie station
Student submitted Image



Art 317 - Intermediate Sculpture
Spring 2022

“Immersion Blender” - Students are prompted to create an immersive or interactive installation. This student chose the prompt of contemplation space, and used sound, cast concrete, papier mache, steel, and found objects. Student responded to prompt and guest lecture on identity and spirituality.
Student submitted Image



Art 317 - Intermediate Sculpture
Spring 2022

“Immersion Blender” - Students are prompted to create an immersive or interactive installation. This student chose the prompt of selfie station creating a multi media room from recycled darkroom materials and steel.
Student submitted Image



Art 317 - Intermediate Sculpture

Spring 2022

“One Minute Sculptures”

Students are given one minute to conceptualize and build an installation, sculpture, or performance.
Student responded to prompt using body, time, and found materials in the classroom.



Art 317 - Intermediate Sculpture
Spring 2022
Final Project

Students were challenged to create an interactive installation that deals with the body, narrative, or interaction, drawing from our research into installation art, and studio visits with guest lecturers.



Art 317 - Intermediate Sculpture
Spring 2022
Final Project

Students were challenged to create an interactive installation that deals with the body, narrative, or interaction, drawing from our research into installation art, and studio visits with guest lecturers.

K-12 Examples

Art Specialty
Camp Zeke
Linocut and Printmaking
High School
Summer 2021

Students were taught how to carve and create stamps using linocut materials.





Art Specialty - Camp Zeke
Zine Creation - High School
Summer 2021

Students were taught how to create zines shown basic design principles.



Art Specialty - Camp Zeke
Embroidery - High School
Summer 2021

Students were taught embroidery techniques to create embroidered patches.



Art Specialty - Camp Zeke
Handbuilding Ceramics - Middle School
Summer 2021

Students were instructed in oil-building to create hollow organic objects



Art Specialty - Camp Zeke
Handbuilding & Slab building Ceramics - Middle School
Summer 2021

Slab vessel making and glazing. students were shown Modern and contemporary ceramics for inspiration.



Art Specialty - Camp Zeke
Elementary School
Summer 2021

Students drew on popsicle sticks and creating objects from balsa wood, then created Magen David



Art Specialty - Camp Zeke
Elementary School
Summer 2021

Students created nazar (evil eyes) using air dry clay and paint.



